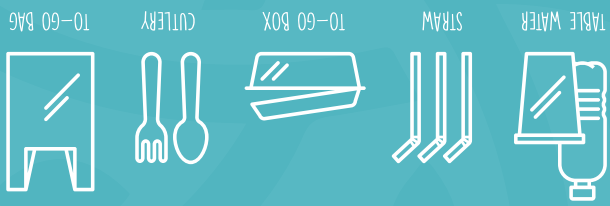


Directions: Fold on dotted lines FIRST, then cut on gray lines, then apply tape to create tents.

Double-Sided Tape



WE NEVER LIKE TO ASSUME, SO YOUR SERVER WILL ASK IF YOU NEED ANY OF THESE ITEMS THAT USUALLY END UP IN THE TRASH.



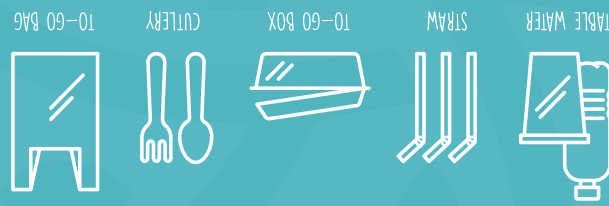
WE ASK.

Directions: Fold on dotted lines FIRST, then cut on gray lines, then apply tape to create tents.

Double-Sided Tape



WE NEVER LIKE TO ASSUME, SO YOUR SERVER WILL ASK IF YOU NEED ANY OF THESE ITEMS THAT USUALLY END UP IN THE TRASH.



WE ASK.

Fold Line


WE ASK.



WE NEVER LIKE TO ASSUME, SO YOUR SERVER WILL ASK IF YOU NEED ANY OF THESE ITEMS THAT USUALLY END UP IN THE TRASH.



WE ASK.



WE NEVER LIKE TO ASSUME, SO YOUR SERVER WILL ASK IF YOU NEED ANY OF THESE ITEMS THAT USUALLY END UP IN THE TRASH.



Fold Line

Double-Sided Tape

Double-Sided Tape

Fold Line